


# SMART 6000

## 1. Remove the lamp


Step 1




Step 4



Step 2




Step 5



Step 3



Step 6




# SMART 6000


Step 7



Step 10




Step 8




Step 11



Step 9




Step 12




# SMART 6000


Step 13




Step 16




Step 14




Step 17



Step 15



Step 18



# SMART 6000


Step 19




Step 22




Step 20




Step 23



Step 21




Step 24




# SMART 6000


Step 25



Step 26



Step 27



# SMART 6000

